

Profil LED / Profile LED

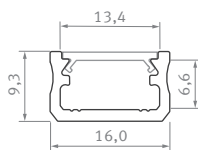
**A**

## Karta produktu

Data sheet

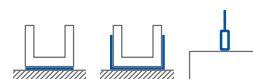
**PL**  
Profil nawierzchniowy – do podświetlenia dekoracyjnego pomieszczeń biurowych oraz domowych.

**EN**  
Surface-mounted – for decorative lighting in offices and homes.



**A**






**Sposoby montażu /**  
Assembly methods



# A













## Profil LED / Profile LED

Wymiary [mm] / Dimensions (mm): 1000, 2020, 3000

















	<b>BIAŁY (lakierowany)</b> white (lacquered)	<b>CZARNY (anodowany)</b> black (anodized)	<b>INOX (anodowany)</b> inox (anodized)	<b>SREBRNY (anodowany)</b> silver (anodized)	<b>SUROWY</b> raw
<b>Kolory profili</b> Profile colors					
1,0 m	10-0011-10	10-0012-10	10-0013-10	10-0014-10	10-0010-10
2,02 m	10-0011-20	10-0012-20	10-0013-20	10-0014-20	10-0010-20
3,0 m	10-0011-30	10-0012-30	10-0013-30	10-0014-30	10-0010-30
<b>Szerokość taśmy LED (mm)</b> LED strip width (mm)	<b>do 12</b> up to 12				

## Klosze (PVC/PMMA/PC) / Covers










Wymiary [mm] / Dimensions (mm): 1000, 2020, 3000

<b>TRANSPARENTNY</b> transparent	<b>MROŻONY</b> frozen	<b>MLECZNY</b> milky	<b>FROSTED MLECZNY</b> milky frosted	<b>CZARNY PMMA</b> black PMMA	<b>LENS 15</b> lens 15	<b>LENS 30</b> lens 30
<b>BASIC</b>						
						
1 m/PMMA 11-2350-10 1 m/PC 11-3013-10	1 m/PMMA 11-2302-10 1 m/PC 11-3012-10	1 m/PMMA 11-2251-10 1 m/PC 11-3011-10	1 m/PMMA 11-2406-10	1 m/PMMA 11-2017-10	1 m/PMMA 11-2060-10	1 m/PMMA 11-2080-10
<b>HIGH</b>						
						
1 m/PMMA 11-2053-10	1 m/PMMA 11-2052-10	1 m/PMMA 11-2051-10	1 m/PMMA 11-2056-10	1 m/PMMA 11-2057-10		

## Zaślepki (aluminium i tworzywo sztuczne) / End caps (aluminum and plastic)

<b>Z OTWOREM</b> with a hole				<b>BEZ OTWORU</b> without a hole			
<b>BIAŁY</b> white	<b>CZARNY</b> black	<b>INOX</b> inox	<b>SREBRNY / SZARY</b> silver / gray	<b>BIAŁY</b> white	<b>CZARNY</b> black	<b>INOX</b> inox	<b>SREBRNY / SZARY</b> silver / gray
<b>BASIC</b>							
							
ABS 12-0011-00	ALU 12-0012-10 ABS 12-0012-00	ABS 12-0013-00	ALU 12-0015-10 ABS 12-0014-00 ABS locq. 12-0000-34	ABS 12-0011-01	ABS 12-0012-01	ABS 12-0013-01	ALU 12-0015-11 ABS 12-0014-01 ABS locq. 12-0000-20
<b>HIGH</b>							
							
ABS 12-0021-00	ALU 12-0022-10 ABS 12-0022-00	ABS 12-0023-00	ALU 12-0025-10 ABS 12-0024-00 ABS locq. 12-0000-34	ABS 12-0021-01	ABS 12-0022-01	ABS 12-0023-01	ALU 12-0025-11 ABS 12-0024-01 ABS locq. 12-0000-33

## Dodatki / Accessories

<b>TRANSPARENTNY, BIAŁY, CZARNY</b> transparent, white, black								
<b>UCHWYT A MINI</b> mounting clip A MINI	<b>UCHWYT A</b> mounting clip A	<b>UCHWYT A HIGH</b> mounting clip A HIGH	<b>UCHWYT A METALOWY</b> metal mounting clip A	<b>UCHWYT A KĄTOWY</b> angled mounting clip A	<b>ZAWIAS</b> hinge	<b>WŁĄCZNIK BEZDOTYKOWY</b> contactless switch	<b>UCHWYT NA PRZEWÓD fi 5 mm</b> cable fi 5 mm holder	<b>ZAWIESIA</b> pendants
								
13-0023-00	13-0013-00	13-0033-00	13-0110-02	13-0093-00	14-6045-00	14-7052-00	*T 14-7067-00 *B 14-7067-02	*S 14-2011-02 *B 14-2076-00 *W 14-2075-00

\* S SREBRNY silver; \* B CZARNY black; \* T TRANSPARENTNY transparent; \* W BIAŁY white

## Maksymalna rozpraszana moc źródeł światła LED

Maximum dissipated power of LED light sources

dla temperatury profilu for temperature profile 55° C	dla temperatury profilu for temperature profile 65° C
17 W	22,2 W

**LUMINES**<sup>®</sup>  
LIGHTING

[www.lumines.pl](http://www.lumines.pl)

